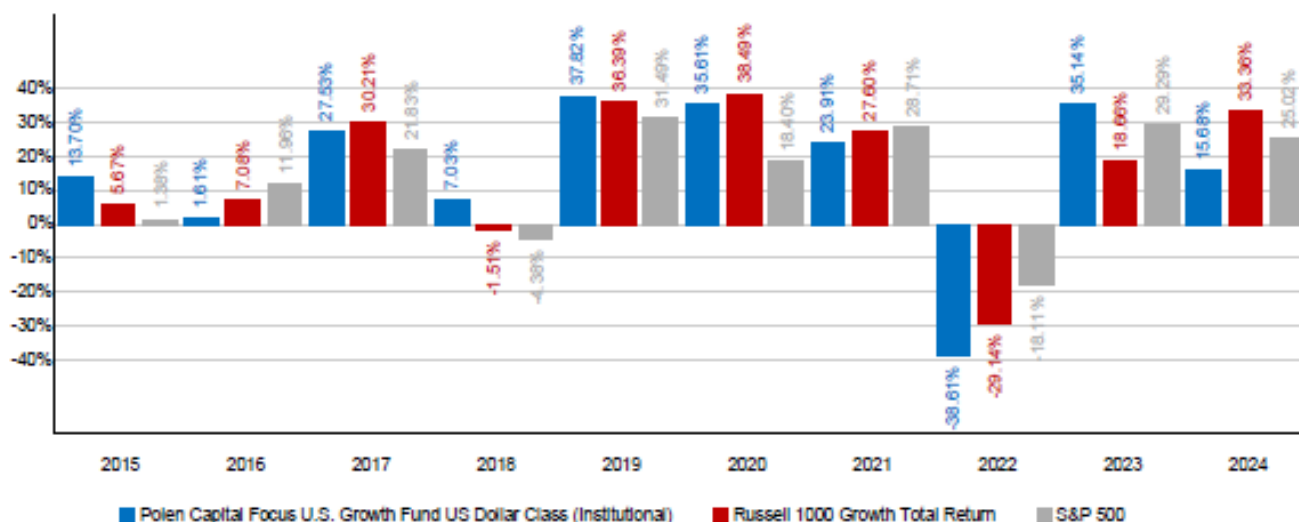


Polen Capital Focus U.S. Growth Fund (the “Fund”) a sub-fund of Polen Capital Investment Funds plc (the “Company”)

US Dollar Class (Institutional) (ISIN IE00B8DDPY03) (the “Share Class”)

PAST PERFORMANCE

This chart shows the fund's performance as the percentage loss or gain per year over the last 10 years against its benchmark. It can help you to assess how the fund has been managed in the past and compare it to its benchmark.



Past performance is not a reliable indicator of future performance. Markets could develop very differently in the future.

It can help you to assess how the fund has been managed in the past.

Performance is shown after deduction of ongoing charges. Any entry and exit charges are excluded from the calculation.

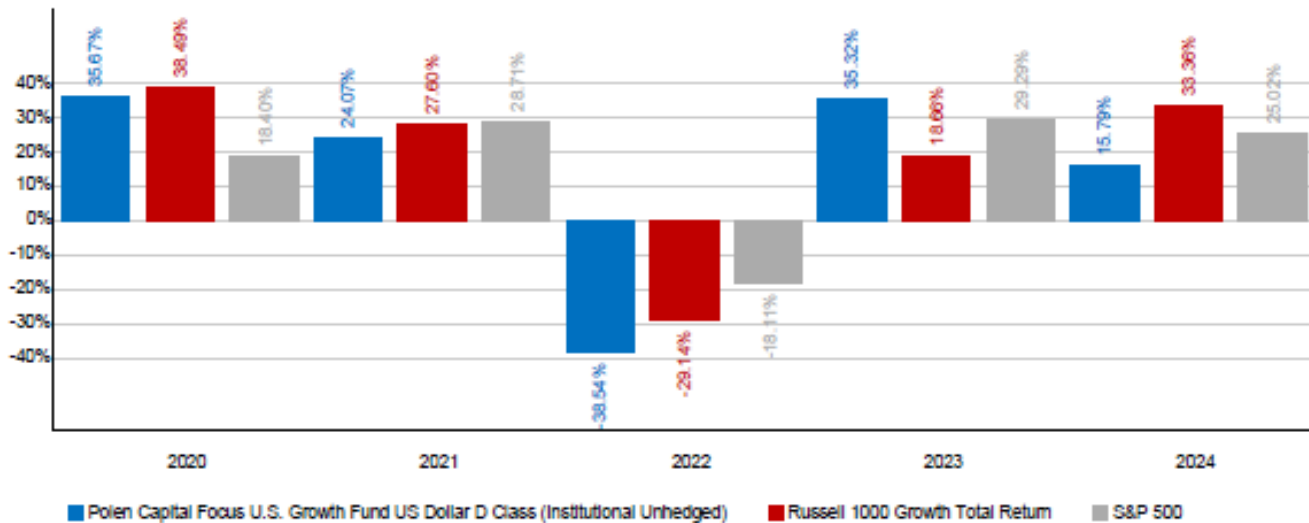
The Fund was launched on 8 March, 2013. This Share Class launched on 8 March, 2013. The value of the Fund is calculated in U.S. Dollars. The performance figures are calculated in U.S. Dollars.

Polen Capital Focus U.S. Growth Fund (the “Fund”) a sub-fund of Polen Capital Investment Funds plc (the “Company”)

US Dollar D Class (Institutional Unhedged) (ISIN IE00BDC40F56) (the “Share Class”)

PAST PERFORMANCE

This chart shows the fund's performance as the percentage loss or gain per year over the last 5 years against its benchmark. It can help you to assess how the fund has been managed in the past and compare it to its benchmark.



Past performance is not a reliable indicator of future performance. Markets could develop very differently in the future.

It can help you to assess how the fund has been managed in the past.

Performance is shown after deduction of ongoing charges. Any entry and exit charges are excluded from the calculation.

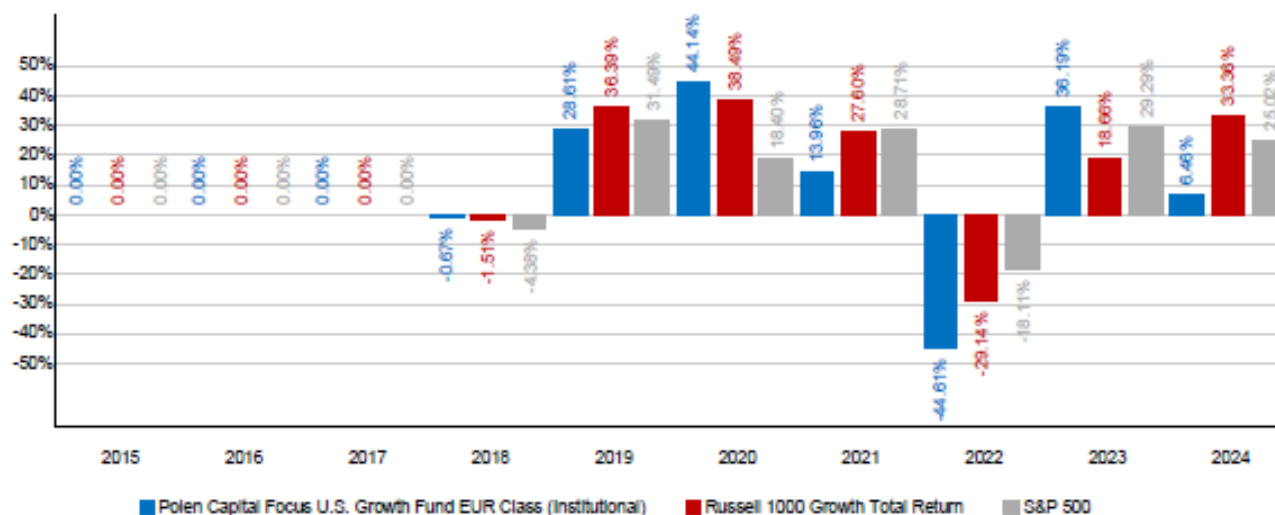
The Fund was launched on 8 March, 2013. This Share Class launched on 20 March, 2019. The value of the Fund is calculated in U.S. Dollars. The performance figures are calculated in U.S. Dollars.

Polen Capital Focus U.S. Growth Fund (the “Fund”) a sub-fund of Polen Capital Investment Funds plc (the “Company”)

EUR Class (Institutional) (ISIN IE00B99L8M46) (the “Share Class”)

PAST PERFORMANCE

This chart shows the fund's performance as the percentage loss or gain per year over the last 7 years against its benchmark. It can help you to assess how the fund has been managed in the past and compare it to its benchmark.



Past performance is not a reliable indicator of future performance. Markets could develop very differently in the future.

It can help you to assess how the fund has been managed in the past.

Performance is shown after deduction of ongoing charges. Any entry and exit charges are excluded from the calculation.

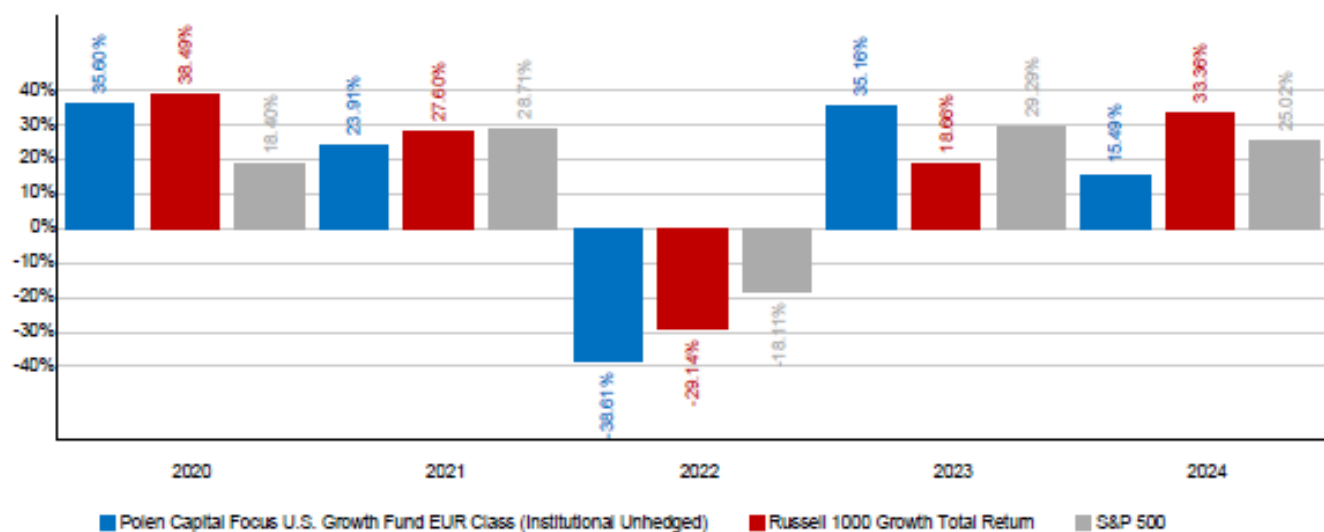
The Fund was launched on 8 March, 2013. This Share Class launched on 20 December, 2017. The value of the Fund is calculated in U.S. Dollars. The performance figures are calculated in U.S. Dollars.

Polen Capital Focus U.S. Growth Fund (the “Fund”) a sub-fund of Polen Capital Investment Funds plc (the “Company”)

EUR Class (Institutional Unhedged) (ISIN IE00BF5FQ519) (the “Share Class”)

PAST PERFORMANCE

This chart shows the fund's performance as the percentage loss or gain per year over the last 5 years against its benchmark. It can help you to assess how the fund has been managed in the past and compare it to its benchmark.



Past performance is not a reliable indicator of future performance. Markets could develop very differently in the future.

It can help you to assess how the fund has been managed in the past.

Performance is shown after deduction of ongoing charges. Any entry and exit charges are excluded from the calculation.

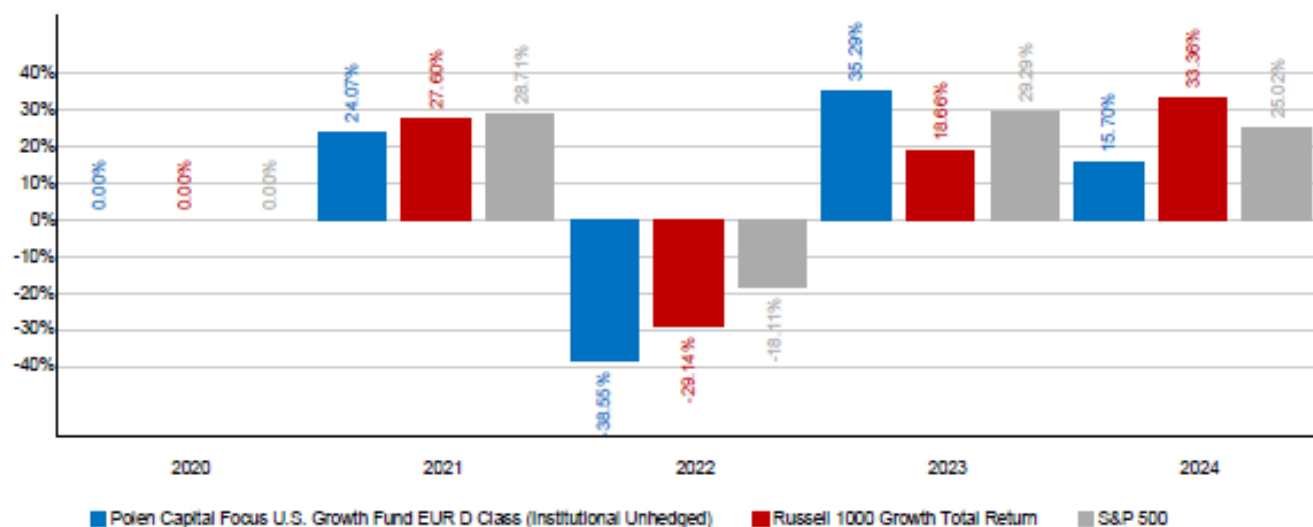
The Fund was launched on 8 March, 2013. This Share Class launched on 22 January, 2019. The value of the Fund is calculated in U.S. Dollars. The performance figures are calculated in U.S. Dollars.

Polen Capital Focus U.S. Growth Fund (the “Fund”) a sub-fund of Polen Capital Investment Funds plc (the “Company”)

EUR D Class (Institutional Unhedged) (ISIN IE00BG0RDG93) (the “Share Class”)

PAST PERFORMANCE

This chart shows the fund's performance as the percentage loss or gain per year over the last 4 years. It can help you to assess how the fund has been managed in the past and compare it to its benchmark.



Past performance is not a reliable indicator of future performance. Markets could develop very differently in the future.

It can help you to assess how the fund has been managed in the past.

Performance is shown after deduction of ongoing charges. Any entry and exit charges are excluded from the calculation.

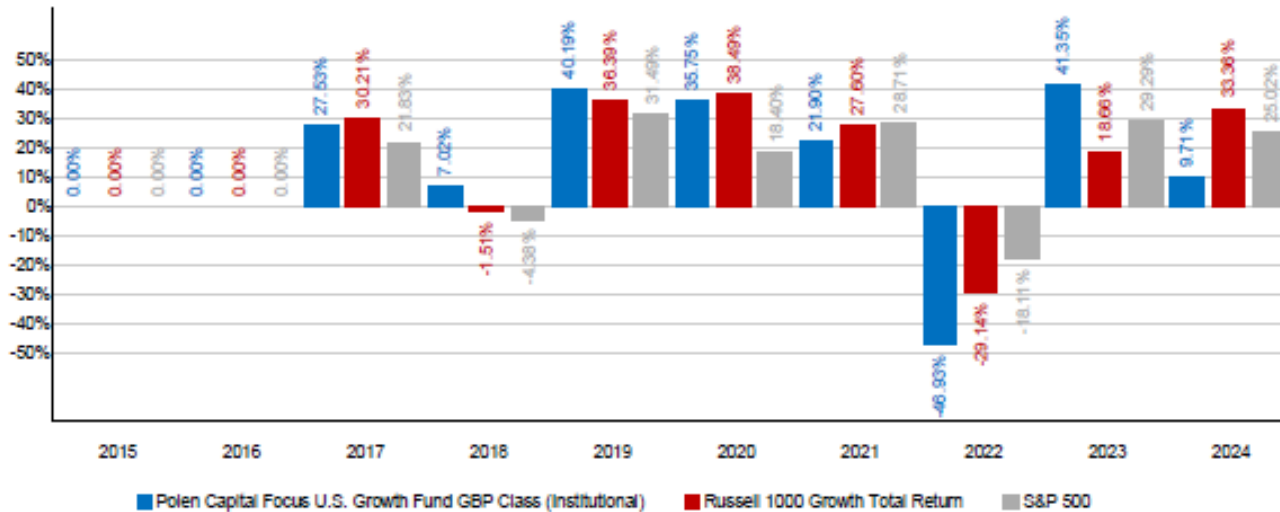
The Fund was launched on 8 March, 2013. This Share Class launched on 10 February, 2020. The value of the Fund is calculated in U.S. Dollars. The performance figures are calculated in U.S. Dollars.

Polen Capital Focus U.S. Growth Fund (the “Fund”) a sub-fund of Polen Capital Investment Funds plc (the “Company”)

GBP Class (Institutional) (ISIN IE00B7WMPB80) (the “Share Class”)

PAST PERFORMANCE

This chart shows the fund's performance as the percentage loss or gain per year over the last 8 years against its benchmark. It can help you to assess how the fund has been managed in the past and compare it to its benchmark.



Past performance is not a reliable indicator of future performance. Markets could develop very differently in the future.

It can help you to assess how the fund has been managed in the past.

Performance is shown after deduction of ongoing charges. Any entry and exit charges are excluded from the calculation.

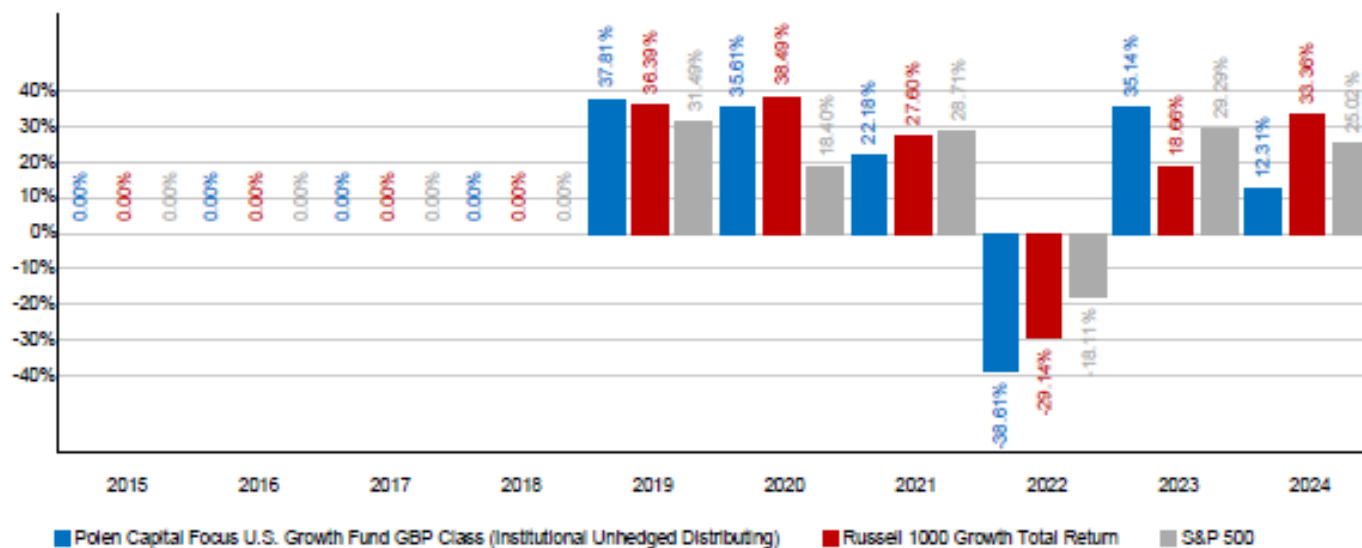
The Fund was launched on 8 March, 2013. This Share Class launched on 9 March, 2016. The value of the Fund is calculated in U.S. Dollars. The performance figures are calculated in U.S. Dollars.

Polen Capital Focus U.S. Growth Fund (the “Fund”) a sub-fund of Polen Capital Investment Funds plc (the “Company”)

GBP Class (Institutional Unhedged Distributing) (ISIN IE00BD058W30) (the “Share Class”)

PAST PERFORMANCE

This chart shows the fund's performance as the percentage loss or gain per year over the last 6 years against its benchmark. It can help you to assess how the fund has been managed in the past and compare it to its benchmark.



Past performance is not a reliable indicator of future performance. Markets could develop very differently in the future.

It can help you to assess how the fund has been managed in the past.

Performance is shown after deduction of ongoing charges. Any entry and exit charges are excluded from the calculation.

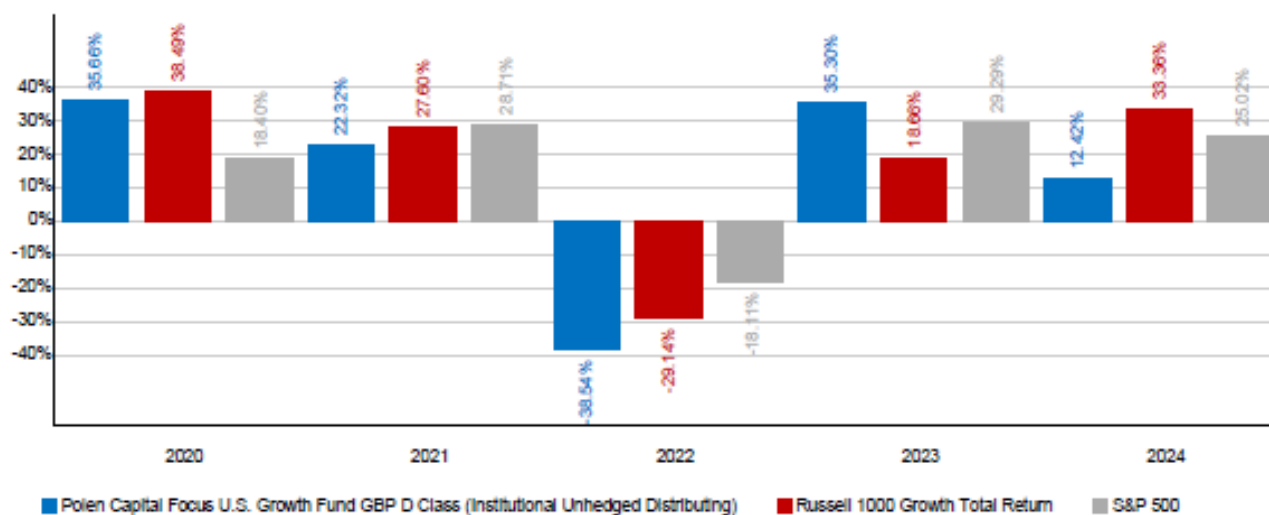
The Fund was launched on 8 March, 2013. This Share Class launched on 10 January, 2018. The value of the Fund is calculated in U.S. Dollars. The performance figures are calculated in U.S. Dollars.

Polen Capital Focus U.S. Growth Fund (the “Fund”) a sub-fund of Polen Capital Investment Funds plc (the “Company”)

GBP D Class (Institutional Unhedged Distributing) (ISIN IE00BG0RDH01) (the “Share Class”)

PAST PERFORMANCE

This chart shows the fund's performance as the percentage loss or gain per year over the last 5 years against its benchmark. It can help you to assess how the fund has been managed in the past and compare it to its benchmark.



Past performance is not a reliable indicator of future performance. Markets could develop very differently in the future.

It can help you to assess how the fund has been managed in the past.

Performance is shown after deduction of ongoing charges. Any entry and exit charges are excluded from the calculation.

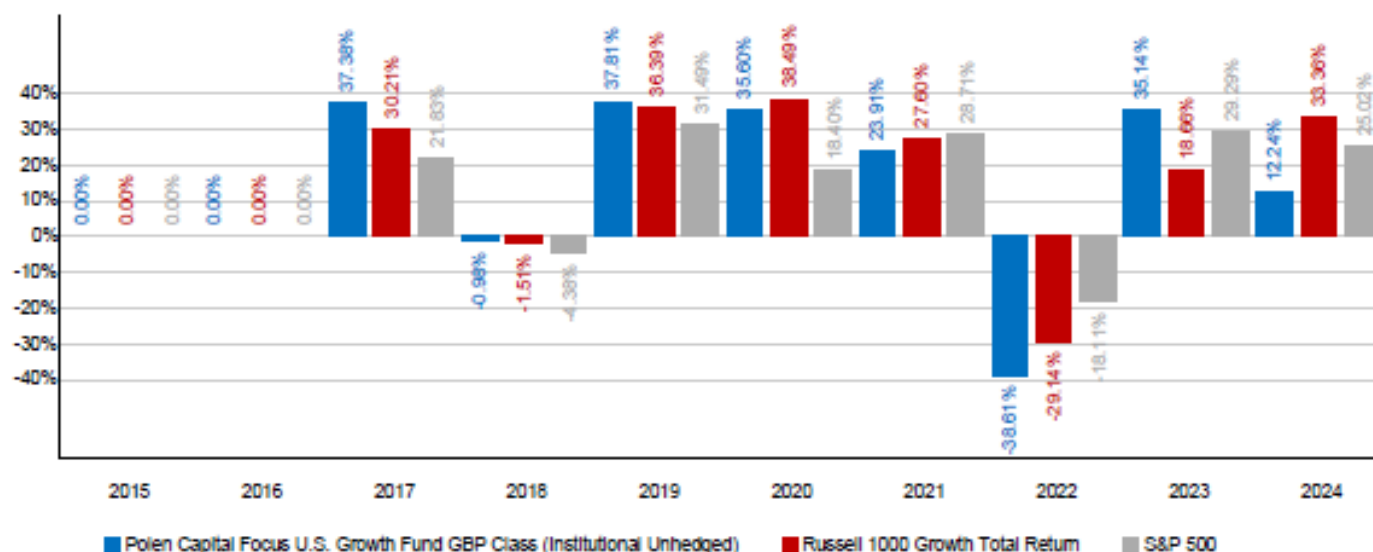
The Fund was launched on 8 March, 2013. This Share Class launched on 10 June, 2019. The value of the Fund is calculated in U.S. Dollars. The performance figures are calculated in U.S. Dollars.

Polen Capital Focus U.S. Growth Fund (the “Fund”) a sub-fund of Polen Capital Investment Funds plc (the “Company”)

GBP Class (Institutional Unhedged) (ISIN IE00BYYP0W07) (the “Share Class”)

PAST PERFORMANCE

This chart shows the fund's performance as the percentage loss or gain per year over the last 8 years against its benchmark. It can help you to assess how the fund has been managed in the past and compare it to its benchmark.



Past performance is not a reliable indicator of future performance. Markets could develop very differently in the future.

It can help you to assess how the fund has been managed in the past.

Performance is shown after deduction of ongoing charges. Any entry and exit charges are excluded from the calculation.

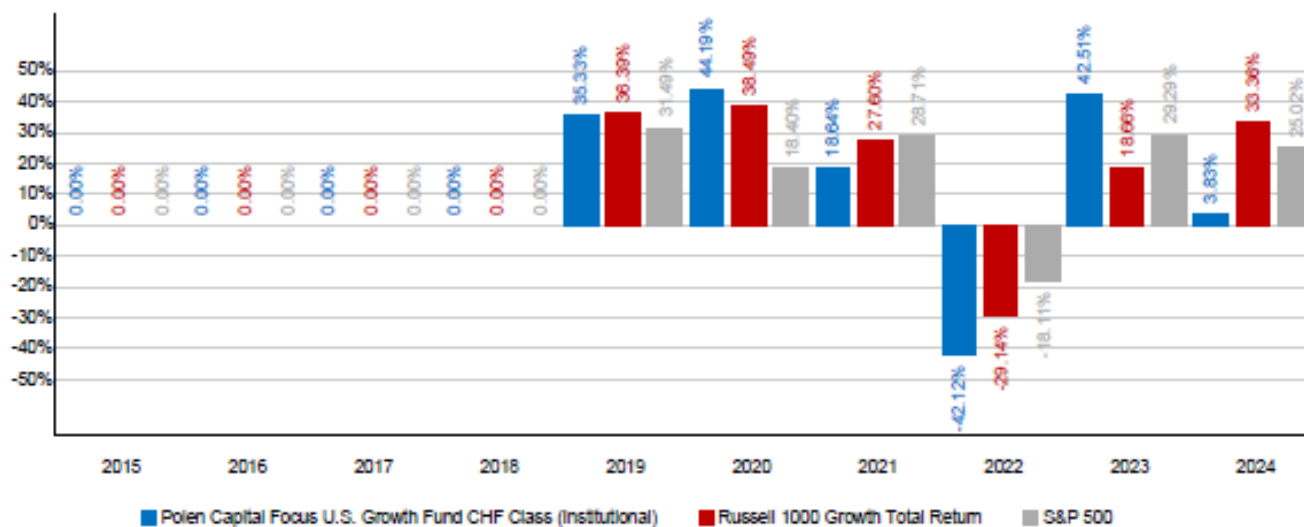
The Fund was launched on 8 March, 2013. This Share Class launched on 13 April, 2016. The value of the Fund is calculated in U.S. Dollars. The performance figures are calculated in U.S. Dollars.

Polen Capital Focus U.S. Growth Fund (the “Fund”) a sub-fund of Polen Capital Investment Funds plc (the “Company”)

CHF Class (Institutional) (ISIN IE00B9C5QC99) (the “Share Class”)

PAST PERFORMANCE

This chart shows the fund's performance as the percentage loss or gain per year over the last 6 years against its benchmark. It can help you to assess how the fund has been managed in the past and compare it to its benchmark.



Past performance is not a reliable indicator of future performance. Markets could develop very differently in the future.

It can help you to assess how the fund has been managed in the past.

Performance is shown after deduction of ongoing charges. Any entry and exit charges are excluded from the calculation.

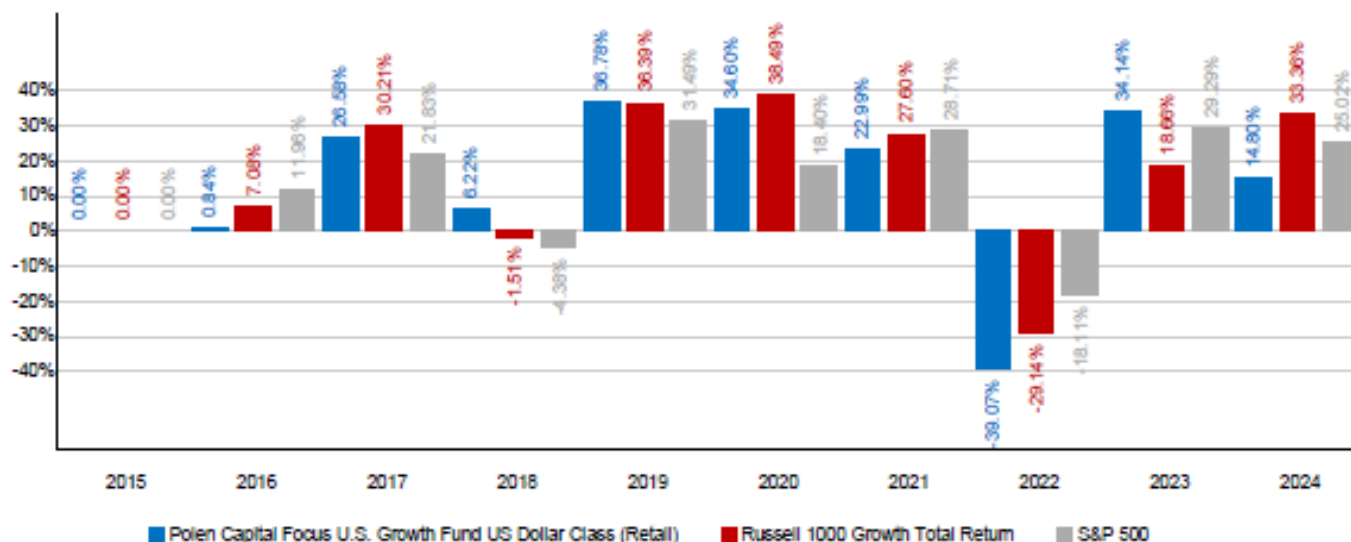
The Fund was launched on 8 March, 2013. This Share Class launched on 28 September, 2018. The value of the Fund is calculated in U.S. Dollars. The performance figures are calculated in U.S. Dollars.

Polen Capital Focus U.S. Growth Fund (the “Fund”) a sub-fund of Polen Capital Investment Funds plc (the “Company”)

US Dollar Class (Retail) (ISIN IE00B99FTC33) (the “Share Class”)

PAST PERFORMANCE

This chart shows the fund's performance as the percentage loss or gain per year over the last 9 years against its benchmark. It can help you to assess how the fund has been managed in the past and compare it to its benchmark.



Past performance is not a reliable indicator of future performance. Markets could develop very differently in the future.

It can help you to assess how the fund has been managed in the past.

Performance is shown after deduction of ongoing charges. Any entry and exit charges are excluded from the calculation.

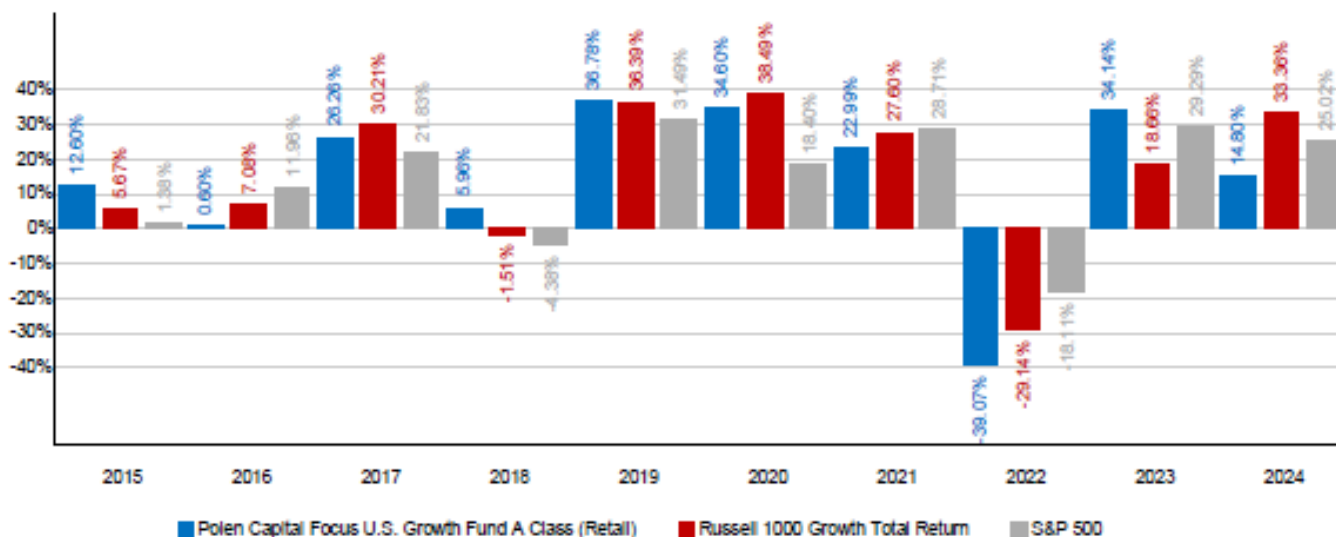
The Fund was launched on 8 March, 2013. This Share Class launched on 13 March, 2015. The value of the Fund is calculated in U.S. Dollars. The performance figures are calculated in U.S. Dollars.

Polen Capital Focus U.S. Growth Fund (the “Fund”) a sub-fund of Polen Capital Investment Funds plc (the “Company”)

A Class (Retail) (IE00BGK04N24) (the “Share Class”)

PAST PERFORMANCE

This chart shows the fund's performance as the percentage loss or gain per year over the last 10 years against its benchmark. It can help you to assess how the fund has been managed in the past and compare it to its benchmark.



Past performance is not a reliable indicator of future performance. Markets could develop very differently in the future.

It can help you to assess how the fund has been managed in the past.

Performance is shown after deduction of ongoing charges. Any entry and exit charges are excluded from the calculation.

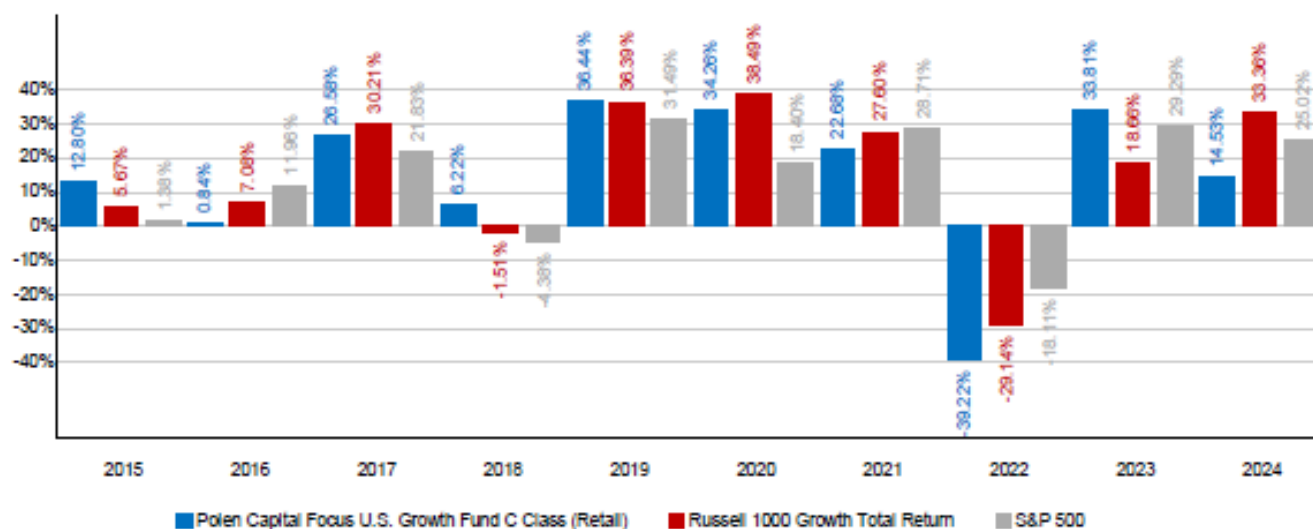
The Fund was launched on 8 March, 2013. This Share Class launched on 10 March, 2014. The value of the Fund is calculated in U.S. Dollars. The performance figures are calculated in U.S. Dollars.

Polen Capital Focus U.S. Growth Fund (the “Fund”) a sub-fund of Polen Capital Investment Funds plc (the “Company”)

C Class (Retail) (IE00BGK04P48) (the “Share Class”)

PAST PERFORMANCE

This chart shows the fund's performance as the percentage loss or gain per year over the last 10 years against its benchmark. It can help you to assess how the fund has been managed in the past and compare it to its benchmark.



Past performance is not a reliable indicator of future performance. Markets could develop very differently in the future.

It can help you to assess how the fund has been managed in the past.

Performance is shown after deduction of ongoing charges. Any entry and exit charges are excluded from the calculation.

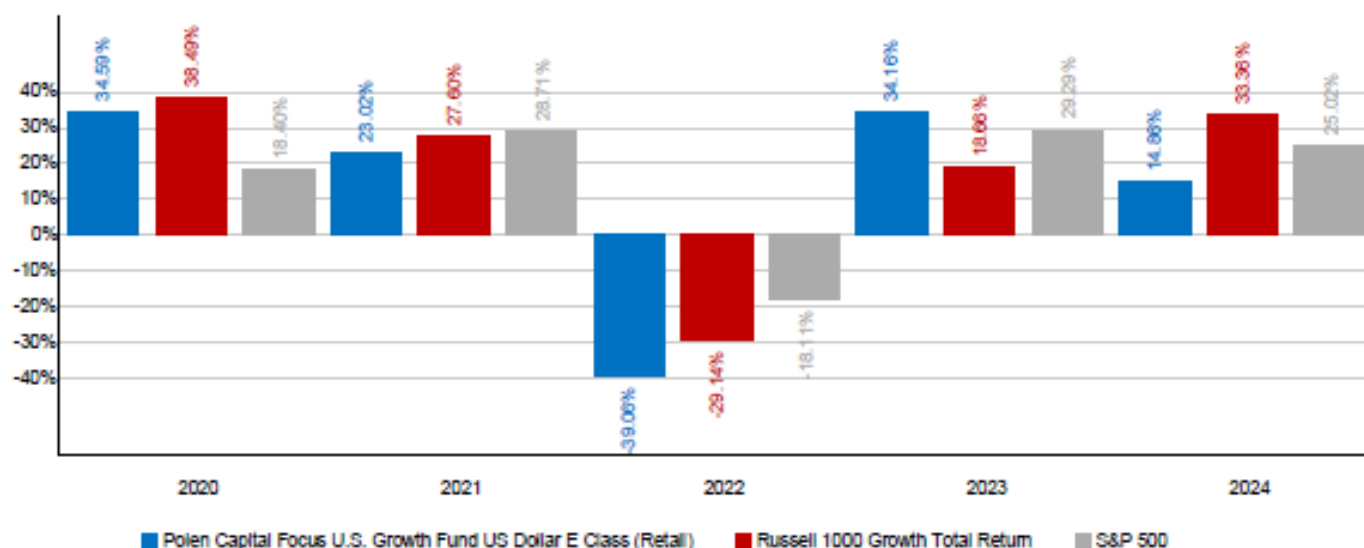
The Fund was launched on 8 March, 2013. This Share Class launched on 10 March, 2014. The value of the Fund is calculated in U.S. Dollars. The performance figures are calculated in U.S. Dollars.

Polen Capital Focus U.S. Growth Fund (the “Fund”) a sub-fund of Polen Capital Investment Funds plc (the “Company”)

US Dollar E Class (Retail) (ISIN IE00BG0RDJ25) (the “Share Class”)

PAST PERFORMANCE

This chart shows the fund's performance as the percentage loss or gain per year over the last 5 years against its benchmark. It can help you to assess how the fund has been managed in the past and compare it to its benchmark.



Past performance is not a reliable indicator of future performance. Markets could develop very differently in the future.

It can help you to assess how the fund has been managed in the past.

Performance is shown after deduction of ongoing charges. Any entry and exit charges are excluded from the calculation.

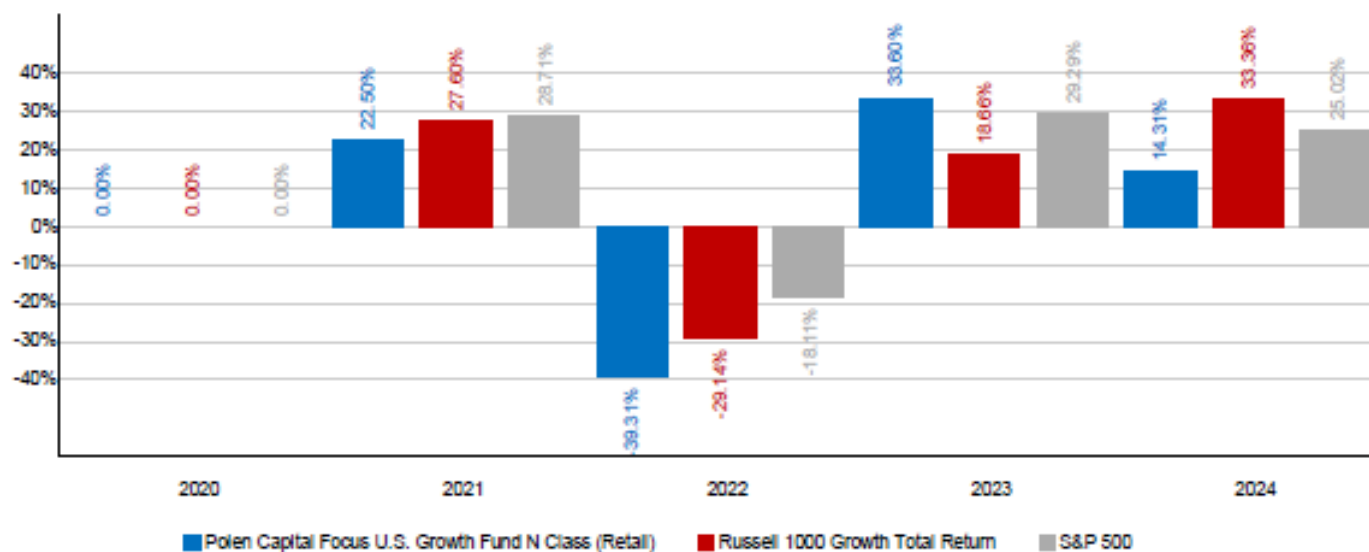
The Fund was launched on 8 March, 2013. This Share Class launched on 8 April, 2019. The value of the Fund is calculated in U.S. Dollars. The performance figures are calculated in U.S. Dollars.

Polen Capital Focus U.S. Growth Fund (the “Fund”) a sub-fund of Polen Capital Investment Funds plc (the “Company”)

N Class (Retail) (IE00BKX8JF86) (the “Share Class”)

PAST PERFORMANCE

This chart shows the fund's performance as the percentage loss or gain per year over the last 4 years.



Past performance is not a reliable indicator of future performance. Markets could develop very differently in the future.

It can help you to assess how the fund has been managed in the past.

Performance is shown after deduction of ongoing charges. Any entry and exit charges are excluded from the calculation.

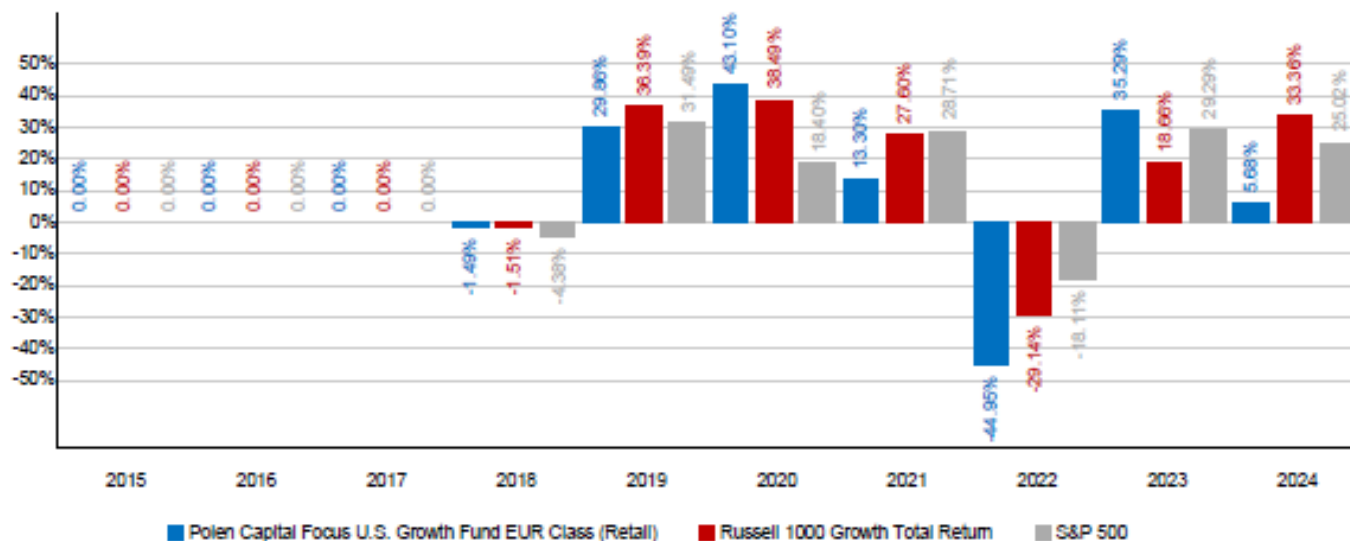
The Fund was launched on 8 March, 2013. This Share Class launched on 13 July, 2020. The value of the Fund is calculated in U.S. Dollars. The performance figures are calculated in U.S. Dollars.

Polen Capital Focus U.S. Growth Fund (the “Fund”) a sub-fund of Polen Capital Investment Funds plc (the “Company”)

EUR Class (Retail) (ISIN IE00B99MMG94) (the “Share Class”)

PAST PERFORMANCE

This chart shows the fund's performance as the percentage loss or gain per year over the last 7 years against its benchmark. It can help you to assess how the fund has been managed in the past and compare it to its benchmark.



Past performance is not a reliable indicator of future performance. Markets could develop very differently in the future.

It can help you to assess how the fund has been managed in the past.

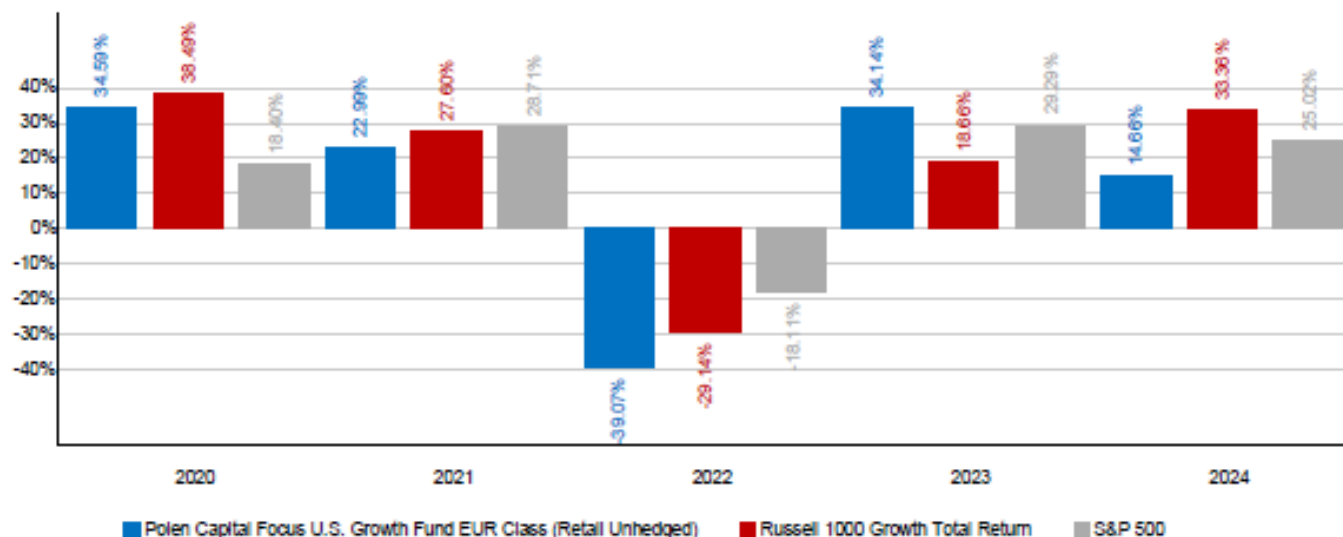
Performance is shown after deduction of ongoing charges. Any entry and exit charges are excluded from the calculation.

The Fund was launched on 8 March, 2013. This Share Class launched on 8 June, 2017. The value of the Fund is calculated in U.S. Dollars. The performance figures are calculated in U.S. Dollars.

**Polen Capital Focus U.S. Growth Fund (the “Fund”) a sub-fund of Polen Capital Investment Funds plc (the “Company”)
EUR Class (Retail Unhedged) (ISIN IE00BF5FQ626) (the “Share Class”)**

PAST PERFORMANCE

This chart shows the fund's performance as the percentage loss or gain per year over the last 4 years against its benchmark. It can help you to assess how the fund has been managed in the past and compare it to its benchmark.



Past performance is not a reliable indicator of future performance. Markets could develop very differently in the future.

It can help you to assess how the fund has been managed in the past.

Performance is shown after deduction of ongoing charges. Any entry and exit charges are excluded from the calculation.

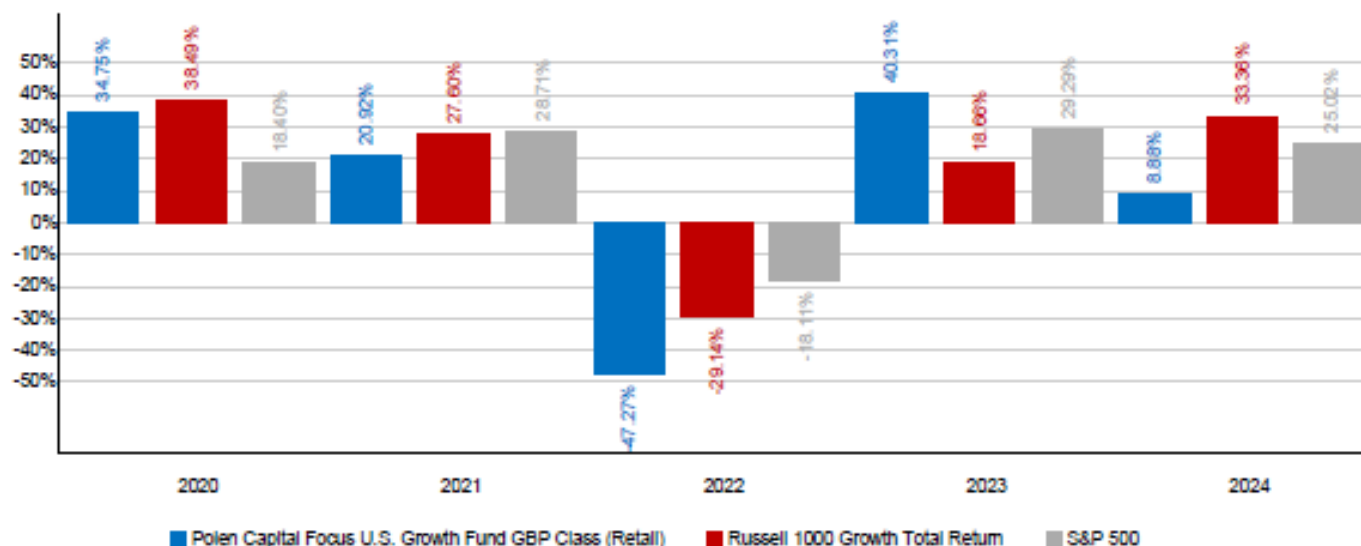
The Fund was launched on 8 March, 2013. This Share Class launched on 4 February, 2019. The value of the Fund is calculated in U.S. Dollars. The performance figures are calculated in U.S. Dollars.

Polen Capital Focus U.S. Growth Fund (the “Fund”) a sub-fund of Polen Capital Investment Funds plc (the “Company”)

GBP Class (Retail) (ISIN IE00B99KWY19) (the “Share Class”)

PAST PERFORMANCE

This chart shows the fund's performance as the percentage loss or gain per year over the last 5 years against its benchmark. It can help you to assess how the fund has been managed in the past and compare it to its benchmark.



Past performance is not a reliable indicator of future performance. Markets could develop very differently in the future.

It can help you to assess how the fund has been managed in the past.

Performance is shown after deduction of ongoing charges. Any entry and exit charges are excluded from the calculation.

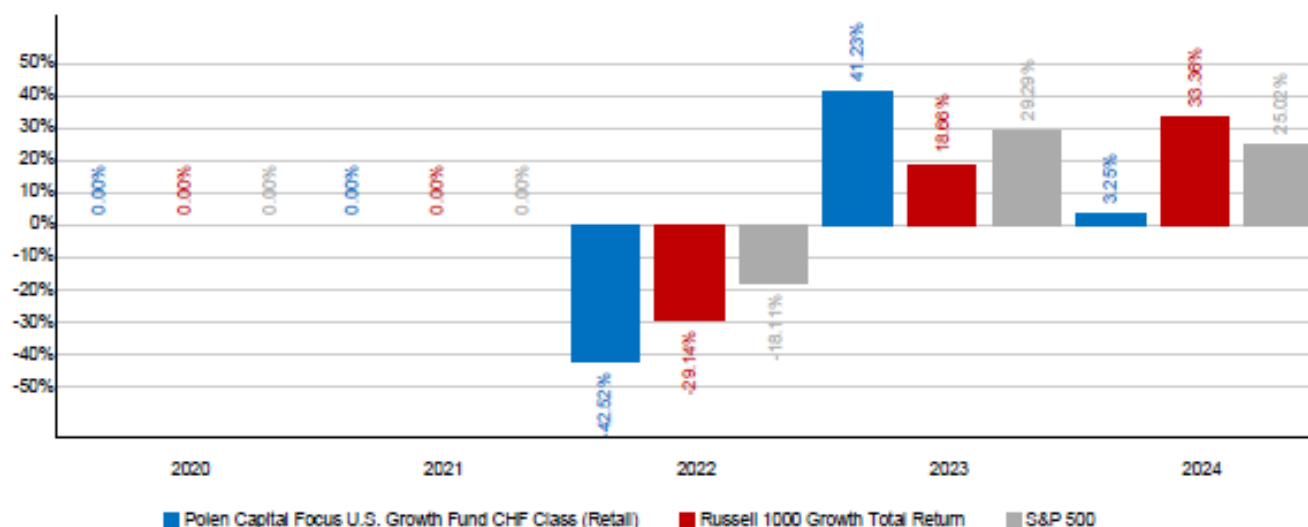
The Fund was launched on 8 March, 2013. This Share Class launched on 15 March, 2019. The value of the Fund is calculated in U.S. Dollars. The performance figures are calculated in U.S. Dollars.

Polen Capital Focus U.S. Growth Fund (the “Fund”) a sub-fund of Polen Capital Investment Funds plc (the “Company”)

CHF Class (Retail) (ISIN IE00B9C4BF45) (the “Share Class”)

PAST PERFORMANCE

This chart shows the fund's performance as the percentage loss or gain per year over the last 3 years against its benchmark. It can help you to assess how the fund has been managed in the past and compare it to its benchmark.



Past performance is not a reliable indicator of future performance. Markets could develop very differently in the future.

It can help you to assess how the fund has been managed in the past.

Performance is shown after deduction of ongoing charges. Any entry and exit charges are excluded from the calculation.

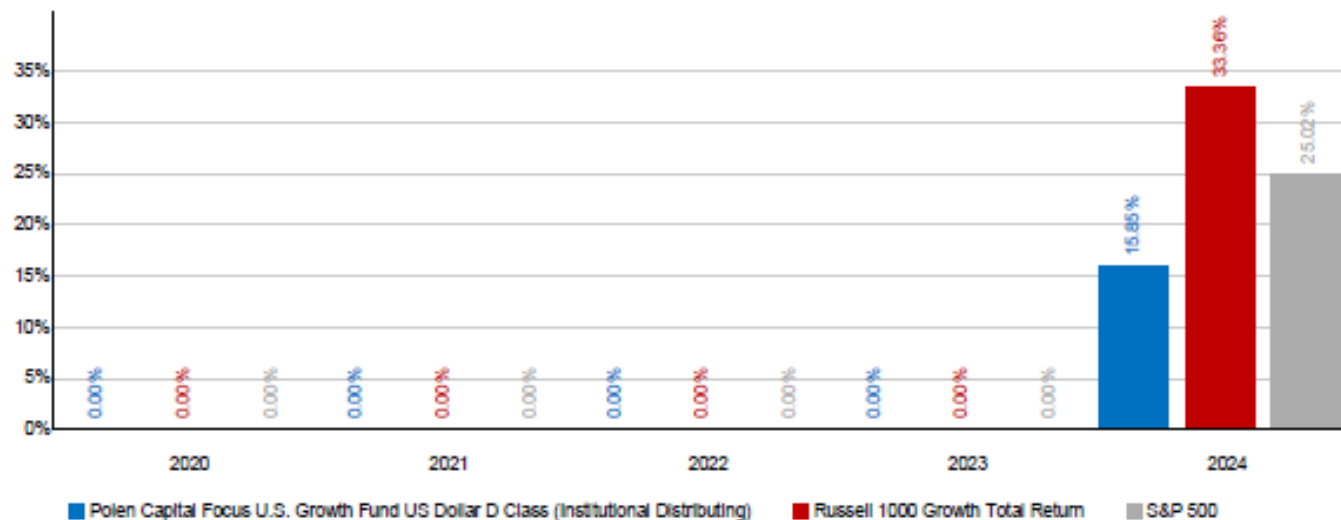
The Fund was launched on 8 March, 2013. This Share Class launched on 29 April, 2021. The value of the Fund is calculated in U.S. Dollars. The performance figures are calculated in U.S. Dollars.

Polen Capital Focus U.S. Growth Fund (the “Fund”) a sub-fund of Polen Capital Investment Funds plc (the “Company”)

US Dollar D Class (Institutional Distributing) (ISIN IE00035DZ9R0) (the “Share Class”)

PAST PERFORMANCE

This chart shows the fund's performance as the percentage loss or gain per year over the last 1 year against its benchmark. It can help you to assess how the fund has been managed in the past and compare it to its benchmark.



Past performance is not a reliable indicator of future performance. Markets could develop very differently in the future.

It can help you to assess how the fund has been managed in the past.

Performance is shown after deduction of ongoing charges. Any entry and exit charges are excluded from the calculation.

The Fund was launched on 8 March, 2013. This Share Class launched on 8 April 2023. The value of the Fund is calculated in U.S. Dollars. The performance figures are calculated in U.S. Dollars.